

## REVIEW

# The year in cardiology: cardiovascular prevention

## The year in cardiology 2019

Kausik K. Ray<sup>1</sup>, Ulrich Laufs<sup>2</sup>, Francesco Cosentino<sup>3</sup>, Melvin D. Lobo<sup>4</sup>, Ulf Landmesser<sup>5,6</sup>

### PREAMBLE

Advances in genomics, understanding of the effects of cumulative exposure and various environmental risk factors have moved us closer to better models of care focused at early risk assessment and treatment to prevent cardiovascular (CV) disease. We review relevant contributions in 2019 to the field of CV disease prevention, with a focus on epidemiology, lipids, diabetes, and hypertension.

### EVOLVING CONCEPTS IN PREVENTION

Current concepts for risk assessment for the primary prevention of atherosclerotic cardiovascular disease (ASCVD) are based on assessments of multiple risk factors and global risk when one high-risk condition such as diabetes, genetic dyslipidaemia, or hypertension is absent. These are usually measured at a specific time point and predict short-term risk (10 years) upon which life-long interventions including lifestyle and pharmacotherapy are then based. Advances in genomics may help identify individuals with genetic vulnerability to ASCVD and the recognition of the im-

portance of duration of exposure to risk factors such as low-density lipoprotein (LDL)-cholesterol (LDL-C), blood pressure<sup>1</sup> or number of cigarettes (pack-years) are helping to reshape the paradigm of risk assessment with greater precision (Take home figure). These are likely to move the approach of health systems from ones treating disease to ones which aim to preserve health (Figure 1). Central to this aim is the move from short-term risk assessment to lifetime risk and earlier implementation of preventive strategies.<sup>2</sup> In this article, we highlight some of the key scientific observations in the field of prevention in 2019 from risk assessment, epidemiology with an additional focus on lipids, diabetes, and hypertension.

A recurring observation is that conventional risk assessment is imprecise and the addition of information from imaging consistently helps to correctly reclassify individuals. As a result, the use of imaging and in particular coronary artery calcification (CAC) has been shown to be superior to other modalities and is therefore encouraged among those at intermediate risk and the presence of subclinical atherosclerotic disease supports earlier and more targeted CV prevention strategies in the new ESC/EAS and ESC/EASD

<sup>1</sup> Department of Primary Care and Public Health, Imperial Centre for Cardiovascular Disease Prevention, Imperial College London, Reynolds building, St Dunstan's Road, London W68RP, UK

<sup>2</sup> Clinic of Cardiology, Leipzig University, 20 Liebig Street, 04103 Leipzig, Germany

<sup>3</sup> Unit of Cardiology, Department of Medicine, Karolinska Institute and Karolinska University Hospital, SE 171 76, Stockholm, Sweden

<sup>4</sup> Department of Clinical Pharmacology, Barts NIHR Biomedical Research Centre, William Harvey Research Institute, QMUL Charterhouse Square, London EC1M 6BQ, UK

<sup>5</sup> Department of Cardiology, Charite University Medicine Berlin, Berlin, Germany

<sup>6</sup> Berlin Institute of Health (BIH); German Center of Cardiovascular Research (DZHK); Partner Site Berlin, Berlin, Germany

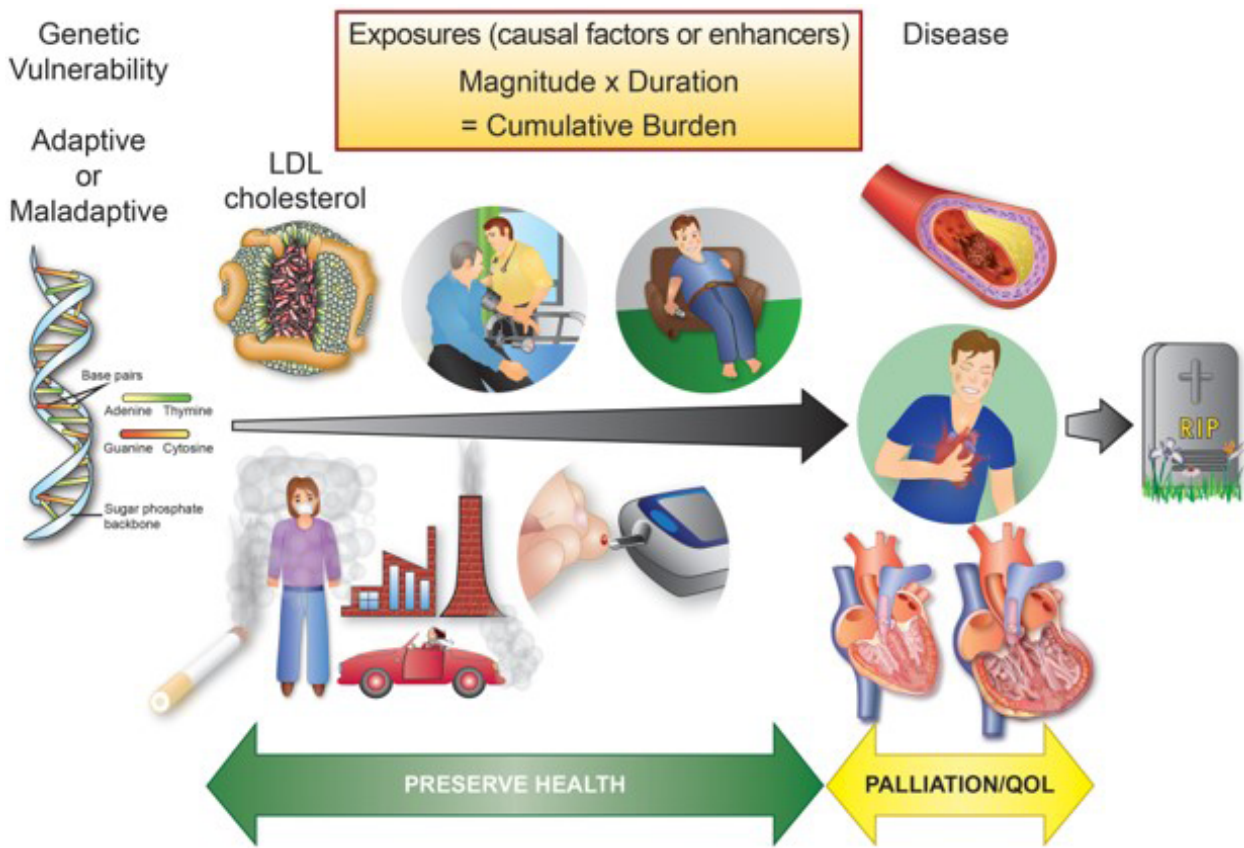
### ► Contact address:

Kausik K Ray, Department of Primary Care and Public Health, Imperial Centre for Cardiovascular Disease Prevention, Imperial College London, Reynolds building, St Dunstan's Road, London W68RP, UK  
Tel: +44 207 594 0716  
E-mail: k.ray@imperial.ac.uk

### Copyright:

Kausik K Ray, Ulrich Laufs, Francesco Cosentino, Melvin D Lobo, Ulf Landmesser, The year in cardiology: cardiovascular prevention: The year in cardiology 2019, *European Heart Journal*, Volume 41, Issue 11, 14 March 2020, Pages 1157–1163, <https://doi.org/10.1093/eurheartj/ehz929>

Published on behalf of the European Society of Cardiology. All rights reserved. © The Author. For permissions please email: [journals.permissions@oup.com](mailto:journals.permissions@oup.com)



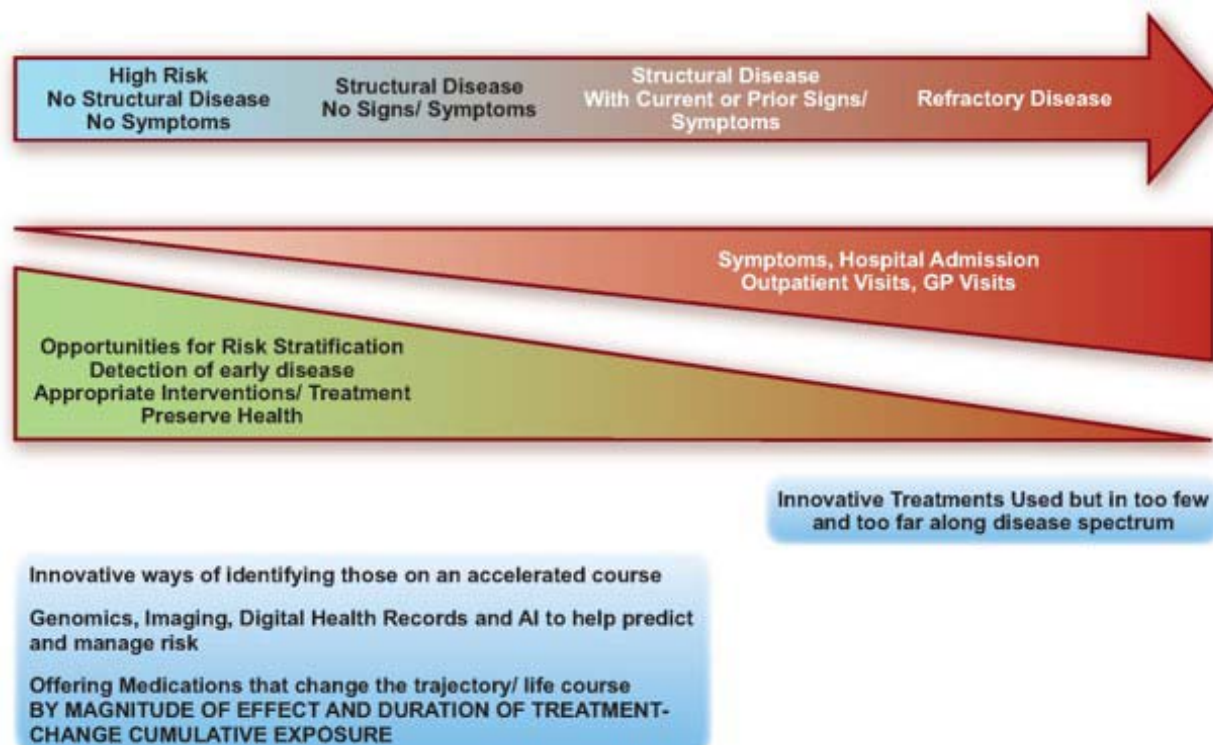
**Take home figure.** Life time trajectory of gene-environment interactions towards cardiovascular disease and death. The figure illustrates the impact of life time exposure to both genetic and life style/environmental causal risk factors that determine the development and clinical course of cardiovascular disease. A better understanding of opportunities for a more effective preservation of health is described in the article that is gaining an increasing attention. QOL, quality of life.

2019 guidelines.<sup>3,4</sup> Moreover, absence of CAC may also reclassify risk down and that should be considered in a shared decision environment. Imaging modalities which lend themselves to machine learning such as evaluation of perivascular fat in cardiac computer tomography may well allow imaging to be scaled up, become reproducible and cost-effective as part of the risk assessment tool.<sup>5</sup>

Whilst imaging is clearly important its use is likely to be useful after decades of exposure to risk factors and still provides assessment for short- to intermediate-term risk. Recently, a lifetime-perspective Cardiovascular Disease (LIFE-CVD) model for the estimation of treatment-effects of cholesterol-lowering, blood pressure lowering, antithrombotic therapy, and smoking cessation in apparently healthy people has been developed. This freely accessible on line calculator ([www.U-Prevent.com](http://www.U-Prevent.com)) estimates risk and treatment-effects in terms of improved 10-year risk, lifetime risk, and life-expectancy free of CVD and is designed to facilitate doctor-patient communication.<sup>6</sup> Large trials of

pharmacological intervention assessing outcomes over a time horizon of 50 years will never occur. However, the importance of early and sustained reduction in risk factors notably LDL-C and blood pressure were highlighted in analyses from UK Biobank where a 1mmol/L lower LDL-C and a 10mmHg lower blood pressure were associated with an 80% lower risk of CV disease.<sup>1</sup> Put more simply small differences maintained over a long time produce cumulative benefits.<sup>1</sup> Moreover, higher levels of CV risk factors are associated with worse brain health across grey and white matter macrostructure and microstructure in relatively healthy middle and older age individuals suggesting that common risk factor modification could improve a current health burden in late-life namely dementia.<sup>7</sup>

Digital health technology is rapidly advancing and sensors may allow earlier detection of conditions associated with increased CV risk, such as atrial fibrillation (AF).<sup>8</sup> Whilst compelling evidence for their effectiveness is largely lacking, large scale studies have been initiated. The HEARTLIVE study enrolling 150 000



**Figure 1.** Missed OPPORTUNITIES in reducing the health care burden, improving quality of life, delaying death—exemplar for common conditions. The figure shows potential opportunities for more effective prevention strategies during the course of subclinical and clinical cardiovascular disease development; e.g. atherosclerotic cardiovascular disease develops and progresses over several decades providing numerous opportunities for prevention before clinical manifestations of the disease.

participants (>65 years of age) is assessing whether earlier detection of AF by a smartwatch sensing technology reduces the risk of CV events. However, there are also concerns that widespread use of such approaches, particularly in the low risk, younger populations using such devices, may lead to unnecessary medical consultations,<sup>9</sup> making an assessment of studies such as HEARTLIVE in appropriate populations important.

## BEHAVIOUR AND ENVIRONMENTAL FACTORS

### Genetics

Considerable amounts of data have emerged from UK Biobank. However data is needed on non-European populations as 10 000 of the 500 000 cohort are from south Asian or Afrocarribean ancestry.

Behaviour may, in part, have a genetic basis. In a Mendelian randomization analysis from UK Biobank genetic variants known to affect educational attainment were associated with health-conscious lifestyle

later in life and which in turn may subsequently affect the risk of coronary artery disease.<sup>10</sup>

### Nutrition

#### Red meat

Data are conflicting with different recommendations regarding red meat consumption. Observational studies suggested potential carcinogenic effects of processed meat.<sup>11</sup> Four systematic reviews on the health effects of red meat and one systematic review on individual health-related values and preferences regarding meat consumption certainty for any association of unprocessed or processed red meat intake with CV mortality, diabetes, or cancer. The authors conclude that individuals continue their current consumption of both processed and unprocessed meat, albeit with a weak recommendation because of the low certainty around the evidence.<sup>12</sup> Of note, a recent randomized dietary study suggests that chronic dietary redmeat consumption increases systemic levels of trimethylamine N-oxide (TMAO), a microbiome-dependent me-

tabolite, that has been associated with increased CV risk<sup>13</sup> but larger studies are needed.

### **Carbohydrates**

Conflicting data on the role of carbohydrates for ASCVD risk have led to different recommendations. For example, the large Prospective Urban Rural Epidemiology (PURE) study reported that high carbohydrate intake was associated with higher risk of total mortality<sup>14</sup>. In contrast, a recent analysis of the National Health and Nutrition Examination Survey (NHANES; 1999–2010) suggests exactly the opposite with low carbohydrate diets associated with excess overall and cause-specific mortality.<sup>15</sup> Nutritional epidemiology carries the risk of confounding by social and economic factors. The underlying causal association (if any) of behaviour, such as ‘skipping breakfast’, with ASCVD may be unrelated to discussions about the benefit of fat vs. carbohydrates,<sup>16</sup> therefore, the evidence to support population-level interventions such as increasing the price of high sugar snacks appears incomplete, especially since this would differentially affect low-income individuals.<sup>17</sup> More recently, the totality of the literature of this topic was summarized by a U-shaped relationship between carbohydrate intake and mortality.<sup>18</sup> The authors conclude that ‘taking all the studies into account, the message of moderation is perhaps the most convincing one of all — diets that focus too heavily on a single macronutrient, whether extreme protein, carbohydrate, or fat intake, may adversely impact health — the best advice seems to be to select whole foods from a variety of sources and avoid dietary extremism. For now, for carbohydrates, everything in moderation seems to carry the day’.<sup>18</sup> have been published,<sup>12</sup> where the magnitudes of any effect were small. Additionally, these studies report only very low to low

### **Body weight**

The notion that the effect of any diet on body weight is in turn proportional to risk of ASCVD may be oversimplistic.<sup>19</sup> In the Women’s Health Initiative, during a median of 17.9 years of followup, whole body fat mass was not associated with incident ASCVD among normal weight post-menopausal women. Interestingly, the distribution of fat was; with higher trunk fat associated with higher risk of ASCVD, while higher leg fat predicted lower risk.<sup>20</sup> These data suggest an adverse fat distribution and risk can be characterized by increased (unfavourable) abdominal/visceral (trunk) and decreased (beneficial) lower body (leg) fat that is

independent of body fat mass. Future research should address potential mechanisms for the development of adverse fat distribution and how it is may be linked to atherosclerosis.<sup>19,20</sup>

### **Sleep duration**

Data from the Prospective Urban Rural Epidemiology (PURE) study on 116 632 with follow-up of 7.8 years that show that estimated total sleep duration of 6–8 h per day is associated with the lowest risk of deaths and major CV events.<sup>21</sup> Interestingly, a neuro-immune axis that links sleep to haematopoiesis and atherosclerosis has been identified and provides a mechanistic rationale for disturbed sleep and increased CV risk.<sup>22</sup>

### **Smoking**

Recent data from the Framingham Heart Study provide quantitative information on the positive health effects of smoking cessation based on >25 years of follow-up showing that quitting within 5 years was associated with 39% lower risk of incident CVD compared with current smokers. Also, among heavy smokers, smoking cessation was associated with lower risk of CVD relative to current smokers.<sup>23</sup> The health effects of e-cigarettes (so-called ‘vaping’) are still uncertain, recent case reports suggest potential emerging clinical syndromes that are not yet completely understood.<sup>24</sup>

### **Exercise**

Increased physical activity, at any intensity and less time spent sedentary, is associated with substantially reduced risk for premature mortality.<sup>25</sup> However, translation into patient care and individualized training recommendations remain a challenge. A randomized controlled trial showed that endurance and interval training but not resistance training-induced effects on circulating blood cells that are important for cellular senescence and regenerative capacity showing that different training modalities exert differential cellular and vascular effects contributing to vascular health.<sup>26</sup>

### **Noise, pollution, and workplace**

There is increasing awareness of associations between our environment and health. For instance, ambient air pollution has been linked to an excess annual mortality rate of 659 000 in the European Union (EU-28), with the majority attributable to CV causes.<sup>27</sup> Estimates put attributable per capita annual mortality rate in Europe at 133/ 100 000, but considerable uncertainty around this estimate remain.<sup>27</sup> In this regard, a nationwide cohort study from Switzerland modelled long-term exposure to noise levels as well as environmental pollutants for each address of four million adults.<sup>28</sup> The data

suggest that road traffic, aircraft, and railway noise are each associated with excess mortality from myocardial infarction (MI), independent of air pollution. The authors suggest that air pollution studies not adequately adjusting for noise exposure may overestimate the attributable burden of risk from air pollution.<sup>28,29</sup>

Finally, large cohort studies from Sweden and Denmark reveal that 9% reported being bullied at work and 13% recorded exposure to workplace violence during the preceding year. After adjustment, being bullied at work was associated 59% increased risk of ASCVD. The population attributable risk was dose-dependent and overall 5.0% for workplace bullying and 3.1% for workplace violence.<sup>30</sup>

## DYSLIPIDAEMIA AND LIPIDS

Several clinical trial programmes have studied novel treatment options for modification of lipoprotein-related risk of ASCVD that are described below, e.g. new options for lowering LDL-cholesterol and triglyceride-rich lipoproteins. These novel therapeutic approaches will allow a more effective and targeted strategy for management of lipoprotein-related risk in the future (Figure 2).

### Low-density lipoprotein-cholesterol

ATP citrate lyase is an enzyme in the cholesterol-biosynthesis pathway upstream of 3-hydroxy-3-methylglutaryl-coenzyme A reductase (HMGCR), the target of statins. Genetic variants that mimic the effect of ATP citrate lyase inhibitors and statins appeared to lower plasma LDL-cholesterol levels by the same mechanism of action and were associated with similar effects on the risk of CV disease per unit decrease in the LDL-cholesterol level.<sup>31</sup> Bempedoic acid, an inhibitor of ATP citrate lyase, reduced levels of LDL cholesterol by 16.5% when added to maximally tolerated statin therapy,<sup>32</sup> and a clinical outcomes study is ongoing.

Recent data from trials of ezetimibe and PCSK9 monoclonal antibodies demonstrating consistent evidence of benefit with the achievement of lower risk among patients with lower LDL-C levels have now been incorporated into the new ESC/EAS treatment guidelines in 2019 with 55mg/dL the new goal for very high-risk patients.<sup>3</sup>

### Triglyceride-rich lipoproteins

In a genetic study, it was observed that triglyceride-lowering lipoprotein lipase variants and LDL-C-lowering LDL-receptor variants were associated with a similar lower risk of coronary heart disease per unit difference in ApoB, suggesting that the clinical benefit

of lipid lowering per se is proportional to the absolute change in ApoB.<sup>33</sup> Icosapent ethyl, a highly purified eicosapentaenoic acid ethyl ester, lowered triglyceride levels, and reduced ischaemic events by 26% in the recent REDUCE-IT trial in patients with elevated triglyceride levels compared to mineral oil.<sup>34</sup> The magnitude of benefit was greater than that expected by ApoB changes alone suggesting mechanisms beyond ApoB lowering.<sup>34,35</sup>

### Lipoprotein (a)

A recent analysis of >65 000 subjects suggested that lipoprotein(a) levels >93mg/dL (199nmol/L; 96th–100th percentiles) vs. <10mg/dL (18 nmol/L; 1st–50th percentiles) was associated with a 50% excess risk for CV mortality and of 20% for all-cause mortality.<sup>36</sup> The authors hypothesize that elevated lipoprotein(a), (through corresponding low LPA KIV-2 number of repeats) rather than through Lp(a) cholesterol content were the drivers of this excess risk.<sup>36</sup>

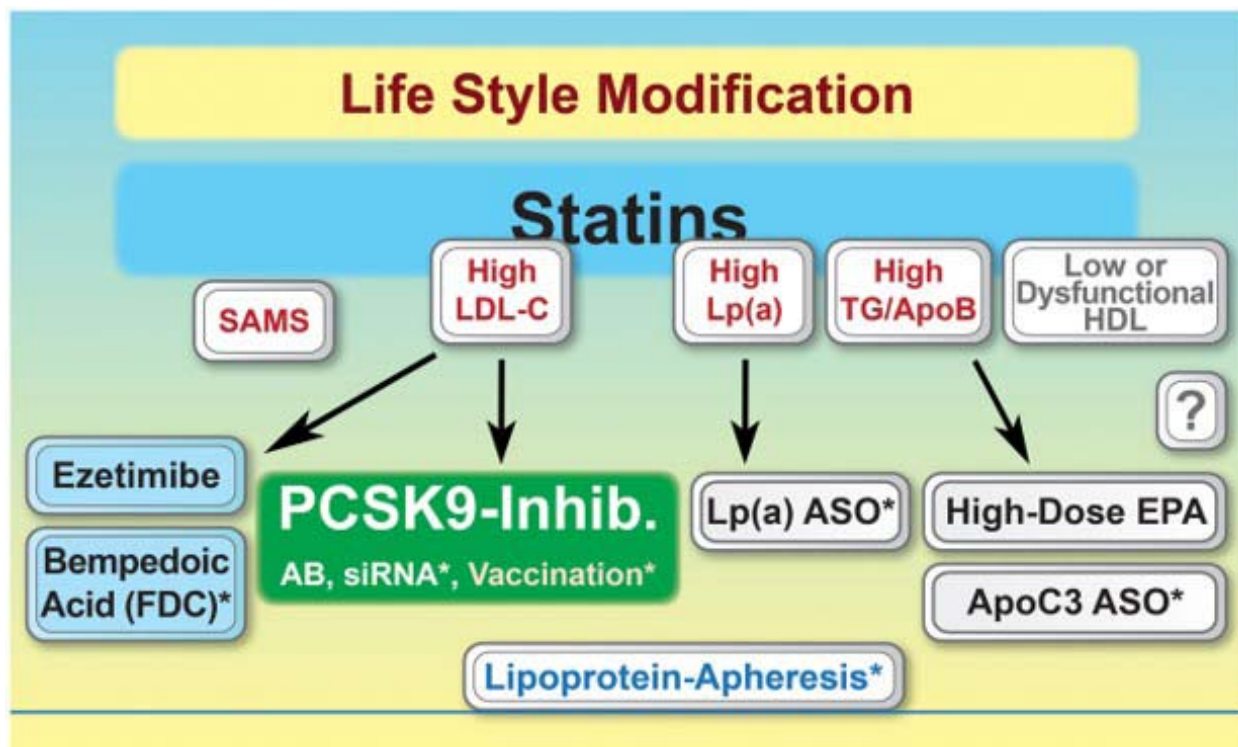
## HYPERTENSION

### Epidemiology

Hypertension is a very important risk factor for CV disease and five decades of trials have demonstrated the benefits of pharmacotherapy in reducing CV morbidity and mortality. However, contemporary data reinforce the need for improvement in hypertension healthcare globally. In 12 high-income countries, data from more than half a million participants indicated greatly improved hypertension awareness, treatment, and control since the 1980s but substantial variations in hypertension prevalence and treatment across countries.<sup>37</sup> Control rates have plateaued in recent decades with rates of treatment coverage 80% and control 70% in best performing countries. Conversely, in 44 low-income and middle-income countries, only 40% of those with hypertension were diagnosed, with 30% receiving antihypertensive medication, and 10% controlled with disparity across countries and sub-Saharan Africa performing the worst.<sup>38</sup>

### Blood pressure measurement

A study from 1.3 million North American patients has shown that both systolic blood pressure (SBP) and diastolic blood pressure (DBP) independently predicted MI, ischaemic/haemorrhagic stroke with a greater effect of systolic hypertension.<sup>39</sup> Importantly, the relationship between SBP, DBP, and events is independent of treatment threshold ( $\geq 140/90$  vs.  $\geq 130/80$ mmHg) supporting the more proactive



**Figure 2.** Developments in lipid-targeted therapies. Genetic studies have provided important insights into causal genes and related lipoproteins for development and progression of atherosclerotic vascular disease. Whereas initial management steps will remain life style optimization and statin therapy, a more focused treatment depending on the lipoprotein profile is currently being developed in addition to these treatment options, focusing on low-density lipoprotein-cholesterol-related risk, lipoprotein(a), and triglyceride-rich lipoproteins. \*no outcomes data available. AB, antibody; ASO, anti sense oligonucleotide; EPA, eicosapentanoic acid; FDC, fixed dose combination; SAMS, statin associated muscle symptoms; si, small interfering.

management of hypertension in high-risk individuals in recent guidelines.<sup>40–42</sup> The IDACO investigators observed in a study of 11 135 adults, that higher 24-h and night-time SBP were significantly associated with greater risks of death and CV events even after adjusting for other office-based or ambulatory BP measurements,<sup>43</sup> reinforcing recent guidelines, recommending the routine use of ambulatory BP monitoring (ABPM) for BP assessment.

## Treatment

### Pharmacotherapy

Whilst there have been no developments in novel therapies for hypertension, an increasing focus is use of multidrug combinations, even as an initial step in treatment. Most recently, the WHO added fixed dose combination antihypertensive medications to the Essential Medicines List with the aim of addressing inequalities in treatment and control in low to middle income countries (LMIC).<sup>44</sup> This approach has already demonstrated cost-effectiveness in patients in Sri Lanka with mild-moderate hypertension treated with a triple pill strategy vs. usual care; providing the first economic evaluation of a triple-pill approach.<sup>45</sup>

Evidence is accumulating to support nocturnal dosing of antihypertensive medication, with the Hygia Chronotherapy trial, the first ABPM-based outcome study providing evidence that bed-time dosing of  $\geq 1$  antihypertensive drug, vs. morning, results in better ambulatory BP control lower sleep-time BP and improved nocturnal dipper status.<sup>46</sup> Despite modest differences in BP,<sup>46</sup> there was a disproportionate reduction in CVD morbidity and mortality with bedtime dosing with no safety signal noted. Whether this is real requires independent confirmation.

### Device therapy

Endovascular renal denervation (RDN) aims to achieve durable hypertension control through interruption of renal sympathetic nervous system signalling. The open label, single arm *Global Simplicity Registry* have reported significant and sustained reductions in ambulatory and office BP ( $-16.5 \pm 28.6$  and  $-8.0 \pm 20.0$  mmHg, respectively) 3 years post-radiofrequency ablation with no safety signal and preserved renal function in 1742 patients.<sup>47</sup> Furthermore, the RADIANCE-HTN SOLO investigators have now shown that the effects of endovascular ultrasound RDN in patients with mildmode-

rate hypertension are preserved at 6 months with less medication burden compared with sham control.<sup>13,48</sup> It is unclear which, if any, of the technologies to achieve RDN is superior: radiofrequency (RF) vs. ultrasound (US) vs. alcohol chemical ablation. However the RADIOSOUND-HTN investigators have shown in patients with resistant hypertension, endovascular US-based RDN achieved similar BP reduction to RF ablation of the main arteries, accessories, and side branches but was superior to RF ablation of the main renal arteries only.<sup>49</sup> Furthermore, whilst the search for marker of procedural success and predictors of response to RDN is on-going, the SPYRAL HTN-OFF MED investigators have demonstrated that RF RDN in patients with mild-moderate hypertension resulted in significant heart rate reduction compared to sham and that hypertensive patients with higher heart rates may be more likely to respond.<sup>48</sup>

## DIABETES

The prevalence of diabetes is increasing, with >425 million already affected globally potentially growing to 629 million by 2045.<sup>4</sup> As diabetes doubles the risk of CVD, the increase in prevalence will increase the population attributable risk disproportionately in low/middle income countries where the disposable income and economic growth coupled with sedentary lifestyle are seeing the greatest rise in diabetes prevalence. Novel therapeutic options now offer a chance to move away from prior glucose centric approaches in diabetes care to those aimed at preventing cardio-renal complications as evidenced by the 2019 ESC guidelines on diabetes, prediabetes, and CV diseases developed in collaboration with the *European Association for the Study of Diabetes* (EASD).<sup>4</sup> A key premise of these is the classification of absolute CV risk as the first step, into Very high, High, and Moderate risk. Based on the results of recent trials, using both GLP1-RAs and SGLT2 inhibitors, in the 2019 guidelines, these drug classes are recommended as first-line therapy in patients with T2DM and established ASCVD or at high/very high CV risk, such as those with target-organ damage or multiple risk factors instead of metformin.<sup>4</sup> Among those already on metformin GLP1-RAs and SGLT2 inhibitors should be added for CV risk reduction with the aim of moving away from a HbA1c centric approach to one which prevents CV disease.

Notable contributions from several large trials in 2019 include the REWIND trial<sup>50</sup> assessing the effect of once weekly subcutaneous dulaglutide vs. placebo

on three-point major adverse cardiac events (MACE) in 9901 patients with T2DM, who had either a previous CV event or multiple risk factors. Over 5.4 years of follow-up, the primary composite outcome occurred in 12.0% of participants in the dulaglutide group and in 13.4% in the placebo group reflecting a significant 12% relative risk reduction. The DECLARE-TIMI 58 trial<sup>51</sup> investigated the effect of dapagliflozin vs. placebo in 17 160 patients with DM and established CVD or multiple risk factors. After 4.2 years of follow-up, the pre-specified criterion for non-inferiority for the composite MACE was met by dapagliflozin compared with placebo. In two primary efficacy analyses, dapagliflozin did not significantly reduce 3P-MACE but resulted in a lower rate of the combined endpoint of CV death or HF hospitalization by 17% (4.9 vs. 5.8% absolute difference). The benefit on heart failure was similar in patients with CVD as well as those with multiple risk factors only. A recent meta-analysis of the SGLT2i trials suggested consistent benefits on reducing the composite of HF hospitalization or CV death, as well as on the progression of kidney disease, regardless of presence of established CVD, while the reduction in MACE was only apparent in ASCVD patients.<sup>52</sup> Previous CVOTs with SGLT2 inhibitors demonstrated renal benefit as a secondary endpoint, but the CREDENCE trial<sup>53</sup> was the first dedicated study assessing renal preservation with SGLT2i in chronic kidney disease and diabetes (estimated glomerular filtration rate 30 to <90 mL/min/1.73 m<sup>2</sup>). Individuals randomized to canagliflozin had a relative reduction in the primary renal outcome of 30% compared to placebo. In addition, canagliflozin significantly reduced the prespecified secondary CV outcomes of 3P-MACE by 20% and hospitalization for heart failure by 29% compared with placebo. More recently, there is now compelling evidence that SGLT2 inhibition reduces heart failure in populations with heart failure and reduced ejection fraction equally among those with or without diabetes in the DAPA CHF trial.<sup>54</sup>

## INFLAMMATION AND THROMBOSIS

The CANTOS trial provided the first evidence that targeting inflammation reduced CV outcomes in those with established disease. Ultimately cost, questions regarding duration of therapy and efficacy vs. safety 'trade off' with increased infections have not seen the development of IL-1beta antagonism. Targeting inflammation indirectly, with low-cost safe alternatives have been sought with methotrexate showing no benefit. Among patients with a recent MI low-dose

colchicine reduced a broad composite CV endpoint including revascularization by 23% (1.6% absolute benefit) in the COLCOT trial.<sup>55</sup> Colchicine use was associated with an absolute excess of 0.8% in diarrhoea (NS) and 0.5% in pneumonia (P=0.03).

Finally, aspirin clearly has net benefit (more CV events voided than significant bleeds caused) in the setting of established CV disease or secondary prevention. However, the observation that in over 100 000 patients in primary prevention trials of aspirin demonstrated an excess of about 2.5 excessmajor bleeds for each non-fatal MI averted and no mortality benefit over 5 years.<sup>56</sup> As such aspirin is not routinely recommended in the ESC guidelines in the setting of primary prevention.<sup>57</sup>

## SUMMARY AND CONCLUSIONS

The present article summarizes important advances in the field of CV prevention in 2019. We have highlighted the increasing role of considering lifetime CV risk for maintaining CV health, as well as the need for risk assessment in patients with established ASCVD or diabetes, for which novel and more targeted preventive therapies have been developed and proven effective.

## Acknowledgements

The authors are grateful to Mrs Jennifer Landmann for her editorial support (Imperial College London). K.R. acknowledges support of the NIHR Imperial Biomedical Research Centre. Imperial College London is grateful for support from the NW London NIHR Applied Research Collaboration. The views expressed in this publication are those of the authors and not necessarily those of the NIHR or the Department of Health and Social Care. U.L. acknowledges support from the Leducq Foundation, Berlin Institute of Health, German Center of Cardiovascular Research (DZHK).

**Conflict of interest:** K.R. reports personal fees from The Medicines Company Aegerion, Astra Zeneca, Cerenis, Akcea, Medicines Company, Kowa, Novartis, Cipla, Lilly, Algorithm, Takeda, Boehringer Ingelheim, Abbvie, Silence Therapeutics, Dr Reddys, Bayer, Daiichi Sankyo, Esperion, Abbvie, Zuelling Pharma, Resverlogix, outside the submitted work; grants and personal fees from Amgen, Sanofi/Regeneron, Pfizer, MSD. F.C. reports personal fees from AstraZeneca, Boehringer Ingelheim, Bristol Myers Squibb, Lilly, Merck, Mundipharma, Novo Nordisk, Pfizer; grants from Swedish Research Council VR 2016-02706; Swedish Heart and Lung Foundation 20170717; and

Konung Gustav: Vs och Drottning Victorias Frimura-restiftelse. M.D.L. is funded by the Barts Charity and is a consultant to Medtronic, Ablative Solutions, ReCor Medical, Vascular Dynamics, ROX Medical, and Tarian Laser Technologies and has received speaker fees from CVRx. U.L. reports personal lecture and advisory fees from The Medicines Company, Bayer, Sanofi, Amgen, Berlin Chemie, Abbott, Boston Scientific, and Novartis. U.L. reports personal lecture or advisory fees from Amgen, Bayer, Boehringer, Sanofi, Amgen, and Novartis.

## References

1. Ference BA, Bhatt DL, Catapano AL, Packard CJ, Graham I, Kaptoge S, Ference TB, Guo Q, Laufs U, Ruff CT, Cupido A, Hovingh GK, Danesh J, Holmes MV, Smith GD, Ray KK, Nicholls SJ, Sabatine MS. Association of genetic variants related to combined exposure to lower low-density lipoproteins and lower systolic blood pressure with lifetime risk of cardiovascular disease. *JAMA* 2019;322:1381.
2. Leistner DM, Landmesser U. Maintaining cardiovascular health in the digital era. *Eur Heart J* 2019;40:9–12.
3. Mach F, Baigent C, Catapano AL, Koskinas KC, Casula M, Badimon L, Chapman MJ, De Backer GG Delgado, V Ference, BA Graham, IM Halliday, A Landmesser, U Mihaylova, B Pedersen, TR Riccardi, G Richter, DJ Sabatine, MS Taskinen, MR Tokgozoglul, Wiklund, O; ESC Scientific Document Group. 2019 ESC/EAS Guidelines for the management of dyslipidaemias: lipid modification to reduce cardiovascular risk. *Eur Heart J* 2019;doi:10.1093/eurheartj/ehz455.
4. Cosentino F, Grant PJ, Aboyans V, Bailey CJ, Ceriello A, Delgado V, Federici M, Filippatos G, Grobbee DE, Hansen TB, Huikuri HV, Johansson I, Jüni P, Lettino M, Marx N, Mellbin LG, Östgren CJ, Rocca B, Roffi M, Sattar N, Seferovic PM, Sousa-Uva M, Valensi P, Wheeler DC; ESC Scientific Document Group. 2019 ESC Guidelines on diabetes, pre-diabetes, and cardiovascular diseases developed in collaboration with the EASD. *Eur Heart J* 2019;doi:10.1093/eurheartj/ehz486.
5. Oikonomou EK, Williams MC, Kotanidis CP, Desai MY, Marwan M, Antonopoulos AS, Thomas KE, Thomas S, Akoumianakis I, Fan LM, Kesavan S, Herdman L, Alashi A, Centeno EH, Lyasheva M, Griffin BP, Flamm SD, Shirodaria C, Sabharwal N, Kelion A, Dweck MR, Van Beek EJ, Deanfield J, Hopewell JC, Neubauer S, Channon KM, Achenbach S, Newby DE, Antoniadou C. A novel machine learning-derived radiotranscriptomic signature of perivascular fat improves cardiac risk prediction using coronary CT angiography. *Eur Heart J* 2019;doi: 10.1093/eurheartj/ehz592.
6. Jaspers NEM, Blaha MJ, Matsushita K, van der Schouw YT, Wareham NJ, Khaw KT, Geisel MH, Lehmann N, Erbel R, Jöckel KH, van der Graaf Y, Verschuren WMM, Boer JMA, Nambi V, Visseren FLJ, Dorresteyn JAN. Prediction of individualized lifetime benefit from cholesterol lowering, blood pressure lowering, antithrombotic therapy, and smoking cessation in apparently healthy people. *Eur Heart J* 2019;doi: 10.1093/eurheartj/ehz239.
7. Cox SR, Lyall DM, Ritchie SJ, Bastin ME, Harris MA, Buchanan CR, Fawns-Ritchie C, Barbu MC, de Nooij L, Reus LM, Alloza C, Shen X, Neilson E, Alderson HL, Hunter S, Liewald DC, Whalley HC, McIntosh AM, Lawrie SM, Pell JP, Tucker-Drob EM, Wardlaw JM, Gale CR, Deary IJ. Associations between vascular risk factors and brain MRI indices in UK Biobank. *Eur Heart J* 2019;40:2290–2300.
8. Sim I. Mobile devices and health. *N Engl J Med* 2019;381:956–968.
9. Topol EJ. High-performance medicine: the convergence of human and artificial intelligence. *Nat Med* 2019;25:44–56.
10. Zeng L, Ntalla I, Kessler T, Kastrati A, Erdmann J, Danesh J, Watkins H, Samani NJ, Deloukas P, Schunkert H. Genetically modulated educational attainment and coronary disease risk. *Eur Heart J* 2019;40:2413–2420.



11. Bouvard V, Loomis D, Guyton KZ, Grosse Y, Ghissassi FE, Benbrahim-Tallaa L, Guha N, Mattock H, Straif K. Carcinogenicity of consumption of red and processed meat. *Lancet Oncol* 2015;16:1599–1600.
12. Johnston BC, Zeraatkar D, Han MA, Vernooij RWM, Valli C, El Dib R, Marshall C, Stover PJ, Fairweather-Taitt S, Wójcik G, Bhatia F, de Souza R, Brotons C, Meerpohl JJ, Patel CJ, Djulbegovic B, Alonso-Coello P, Bala MM, Guyatt GH. Unprocessed red meat and processed meat consumption: dietary guideline recommendations from the Nutritional Recommendations (NutriRECS) Consortium. *Ann Intern Med* 2019;171:756.
13. Azizi M, Schmieder RE, Mahfoud F, Weber MA, Daemen J, Lobo MD, Sharp ASP, Bloch MJ, Basile J, Wang Y, Saxena M, Lurz P, Rader F, Sayer J, Fisher NDL, Fouassier D, Barman NC, Reeve-Stoffer H, McClure C, Kirtane AJ; RADIANCEHTN Investigators. Six-month results of treatment-blinded medication titration for hypertension control following randomization to endovascular ultrasound renal denervation or a Sham procedure in the RADIANCE-HTN SOLO trial. *Circulation* 2019;139:2542.
14. Dehghan M, Mente A, Zhang X, Swaminathan S, Li W, Mohan V, Iqbal R, Kumari R, Wentzel-Viljoen E, Rosengren A, Amma LI, Avezum A, Chifamba J, Diaz R, Khatib R, Lear S, Lopez-Jaramillo P, Liu X, Gupta R, Mohammadifard N, Gao N, Oguz A, Ramli AS, Seron P, Sun Y, Szuba A, Tsolekile L, Wielgosz A, Yusuf R, Hussein Yusufali A, Teo KK, Rangarajan S, Dagenais G, Bangdiwala SI, Islam S, Anand SS, Yusuf S; Prospective Urban Rural Epidemiology (PURE) study investigators. Associations of fats and carbohydrate intake with cardiovascular disease and mortality in 18 countries from five continents (PURE): a prospective cohort study. *Lancet* 2017;390:2050–2062.
15. Mazidi M, Katsiki N, Mikhailidis DP, Sattar N, Banach M. Lower carbohydrate diets and all-cause and cause-specific mortality: a population-based cohort study and pooling of prospective studies. *Eur Heart J* 2019;40:2870–2879.
16. Rong S, Sneltselaar LG, Xu G, Sun Y, Liu B, Wallace RB, Bao W. Association of skipping breakfast with cardiovascular and all-cause mortality. *J Am Coll Cardiol* 2019;73:2025–2032.
17. Scheelbeek PFD, Cornelissen L, Marteau TM, Jebb SA, Smith RD. Potential impact on prevalence of obesity in the UK of a 20% price increase in high sugar snacks: modelling study. *BMJ* 2019;366:14786.
18. de Souza RJ, Dehghan M, Anand SS. Low carb or high carb? Everything in moderation . . . until further notice. *Eur Heart J* 2019;40:2880–2882.
19. Bluher M, Laufs U. New concepts for body shape-related cardiovascular risk: role of fat distribution and adipose tissue function. *Eur Heart J* 2019;40:2856–2858.
20. Chen G-C, Arthur R, Iyengar NM, Kamensky V, Xue X, Wassertheil-Smoller S, Allison MA, Shadyab AH, Wild RA, Sun Y, Banack HR, Chai JC, Wactawski-Wende J, Manson JE, Stefanick ML, Dannenberg AJ, Rohan TE, Qi Q. Association between regional body fat and cardiovascular disease risk among postmenopausal women with normal body mass index. *Eur Heart J* 2019;40:2849–2855.
21. Wang C, Bangdiwala SI, Rangarajan S, Lear SA, AlHabib KF, Mohan V, Teo K, Poirier P, Tse LA, Liu Z, Rosengren A, Kumar R, Lopez-Jaramillo P, Yusuf K, Monsef N, Krishnapillai V, Ismail N, Seron P, Dans AL, Kruger L, Yeates K, Leach L, Yusuf R, Orlandini A, Wolyniec M, Bahonar A, Mohan I, Khatib R, Temizhan A, Li W, Yusuf S. Association of estimated sleep duration and naps with mortality and cardiovascular events: a study of 116 632 people from 21 countries. *Eur Heart J* 2019;40:1620–1629.
22. McAlpine CS, Kiss MG, Rattik S, He S, Vassalli A, Valet C, Anzai A, Chan CT, Mindur JE, Kahles F, Poller WC, Frodermann V, Fenn AM, Gregory AF, Halle L, Iwamoto Y, Hoyer FF, Binder CJ, Libby P, Tafti M, Scammell TE, Nahrendorf M, Swirski FK. Sleep modulates haematopoiesis and protects against atherosclerosis. *Nature* 2019;566:383–387.
23. Duncan MS, Freiberg MS, Greevy RA Jr, Kundu S, Vasani RS, Tindle HA. Association of smoking cessation with subsequent risk of cardiovascular disease. *JAMA* 2019;322:642–650.
24. Layden JE, Ghinai I, Pray I, Kimball A, Layer M, Tenforde M, Navon L, Hoots B, Salvatore PP, Elderbrook M, Haupt T, Kanne J, Patel MT, Saathoff-Huber L, King BA, Schier JG, Mikosz CA, Meiman J. Pulmonary illness related to e-cigarette use in Illinois and Wisconsin—preliminary report. *N Engl J Med* 2019.
25. Ekelund U, Tarp J, Steene-Johannessen J, Hansen BH, Jefferis B, Fagerland MW, Whincup P, Diaz KM, Hooker SP, Chernofsky A, Larson MG, Spartano N, Vasani RS, Dohrn I-M, Hagströmer M, Edvardsson C, Yates T, Shiroma E, Andersson SA, Lee I-M. Dose-response associations between accelerometry measured physical activity and sedentary time and all cause mortality: systematic review and harmonised meta-analysis. *BMJ* 2019;366:14570.
26. Werner CM, Hecksteden A, Morsch A, Zundler J, Wegmann M, Kratzsch J, Thiery J, Hohl M, Bittenbring JT, Neumann F, Böhm M, Meyer T, Laufs U. Differential effects of endurance, interval, and resistance training on telomerase activity and telomere length in a randomized, controlled study. *Eur Heart J* 2019;40:34–46.
27. Lelieveld J, Klingmüller K, Pozzer A, Pöschl U, Fnais M, Daiber A, Münzel T. Cardiovascular disease burden from ambient air pollution in Europe reassessed using novel hazard ratio functions. *Eur Heart J* 2019;40:1590–1596.
28. Héritier H, Vienneau D, Foraster M, Eze IC, Schaffner E, de Hoogh K, Thiesse L, Rudzik F, Habermacher M, Köpfli M, Pieren R, Brink M, Cajochen C, Wunderli JM, Probst-Hensch N, Rössli M. A systematic analysis of mutual effects of transportation noise and air pollution exposure on myocardial infarction mortality: a nationwide cohort study in Switzerland. *Eur Heart J* 2019;40:598–603.
29. Sorensen M, Pershagen G. Transportation noise linked to cardiovascular disease independent from air pollution. *Eur Heart J* 2019;40:604–606.
30. Xu T, Magnusson Hanson LL, Lange T, Starkopf L, Westerlund H, Madsen IEH, Rugulies R, Pentti J, Stenholm S, Vahtera J, Hansen Å M, Virtanen M, Kivimäki M, Rod NH. Workplace bullying and workplace violence as risk factors for cardiovascular disease: a multi-cohort study. *Eur Heart J* 2019;40:1124–1134.
31. Ference BA, Ray KK, Catapano AL, Ference TB, Burgess S, Neff DR, Oliver-Williams C, Wood AM, Butterworth AS, Di Angelantonio E, Danesh J, Kastelein JJP, Nicholls SJ. Mendelian randomization study of ACLY and cardiovascular disease. *N Engl J Med* 2019;380:1033–1042.
32. Ray KK, Bays HE, Catapano AL, Lalwani ND, Bloedon LT, Sterling LR, Robinson PL, Ballantyne CM. Safety and efficacy of bempedoic acid to reduce LDL cholesterol. *N Engl J Med* 2019;380:1022–1032.
33. Ference BA, Kastelein JJP, Ray KK, Ginsberg HN, Chapman MJ, Packard CJ, Laufs U, Oliver-Williams C, Wood AM, Butterworth AS, Di Angelantonio E, Danesh J, Nicholls SJ, Bhatt DL, Sabatine MS, Catapano AL. Association of triglyceridelowering LPL variants and LDL-C-lowering LDLR variants with risk of coronary heart disease. *JAMA* 2019;321:364–373.
34. Bhatt DL, Steg PG, Miller M, Brinton EA, Jacobson TA, Ketchum SB, Doyle RT, Juliano RA, Jiao L, Granowitz C, Tardif J-C, Ballantyne CM. Cardiovascular risk reduction with icosapent ethyl for hypertriglyceridemia. *N Engl J Med* 2019;380:11–22.
35. Laufs U, Parhofer KG, Ginsberg HN, Hegele RA. Clinical review on triglycerides. *Eur Heart J* 2019;doi: 10.1093/eurheartj/ehz785.
36. Langsted A, Kamstrup PR, Nordestgaard BG. High lipoprotein(a) and high risk of mortality. *Eur Heart J* 2019;40:2760–2770.
37. NCD Risk Factor Collaboration (NCD-RisC). Long-term and recent trends in hypertension awareness, treatment, and control in 12 high-income countries: an analysis of 123 nationally representative surveys. *Lancet* 2019;394:639–651.
38. Geldsetzer P, Manne-Goehler J, Marcus M-E, Ebert C, Zhumadilov Z, Wesseh CS, Tsabedze L, Supiyev A, Sturua L, Bahendeka SK, Sibai AM, Quesnel-Crooks S, Norov B, Mwangi KJ, Mwalim O, Wong-McClure R, Mayige MT, Martins JS, Lunet N, Labadarios D, Karki KB, Kagaruki GB, Jorgensen JMA, Hwalla NC, Houinato D, Houehanou C, Msaidié M, Guwatudde D, Gurung MS, Gathecha G, Dorobantu M, Damasceno A, Bovet P, Bicaba BW, Aryal KK, Andall-Brereton G, Agoudavi K, Stokes A, Davies JI, Bañrighausen T, Atun R, Vollmer S, Jaacks LM. The state of hypertension care in 44 low-income and middle-income countries: a cross-sectional study of na-

- tionally representative individual-level data from 1.1 million adults. *Lancet* 2019;394:652–662.
39. Flint AC, Conell C, Ren X, Banki NM, Chan SL, Rao VA, Melles RB, Bhatt DL. Effect of systolic and diastolic blood pressure on cardiovascular outcomes. *N Engl J Med* 2019;381:243–251.
40. Whelton PK, Carey RM, Aronow WS, Casey DE, Collins KJ, Denison Himmelfarb C, DePalma SM, Gidding S, Jamerson KA, Jones DW, MacLaughlin EJ, Muntner P, Ovbigele B, Smith SC, Spencer CC, Stafford RS, Taler SJ, Thomas RJ, Williams KA, Williamson JD, Wright JT. 2017 ACC/AHA/AAPA/ABC/ACPM/AGS/APhA/ASH/ASPC/NMA/PCNA Guideline for the prevention, detection, evaluation, and management of high blood pressure in adults: a report of the American College of Cardiology/American Heart Association Task Force on Clinical Practice Guidelines. *J Am Coll Cardiol* 2018;71:e127–e248.
41. Williams B, Mancia G, Spiering W, Agabiti Rosei E, Azizi M, Burnier M, Clement DL, Coca A, de Simone G, Dominiczak A, Kahan T, Mahfoud F, Redon J, Ruilope L, Zanchetti A, Kerins M, Kjeldsen SE, Kreutz R, Laurent S, Lip GYH, McManus R, Narkiewicz K, Ruschitzka F, Schmieder RE, Shlyakhto E, Tsioufis C, Aboyans V, Desormais I; ESC Scientific Document Group. 2018 ESC/ESH Guidelines for the management of arterial hypertension. *Eur Heart J* 2018;39:603–698.
42. Williams B, Mancia G, Spiering W, Agabiti Rosei E, Azizi M, Burnier M, Clement DL, Coca A, de Simone G, Dominiczak A, Kahan T, Mahfoud F, Redon J, Ruilope L, Zanchetti A, Kerins M, Kjeldsen SE, Kreutz R, Laurent S, Lip GYH, McManus R, Narkiewicz K, Ruschitzka F, Schmieder RE, Shlyakhto E, Tsioufis C, Aboyans V, Desormais I; ESC Scientific Document Group. 2018 ESC/ESH Guidelines for the management of arterial hypertension. *Eur Heart J* 2018;39:3021–3104.
43. Yang W-Y, Melgarejo JD, Thijs L, Zhang Z-Y, Boggia J, Wei F-F, Hansen TW, Asayama K, Ohkubo T, Jeppesen J, Dolan E, Stolarz-Skrzypek K, Maljutina S, Casiglia E, Lind L, Filipovsky J, Maestre GE, Li Y, Wang J-G, Imai Y, Kawecka-Jaszcz K, Sandoya E, Narkiewicz K, O'Brien E, Verhamme P, Staessen JA. Association of office and ambulatory blood pressure with mortality and cardiovascular outcomes. *JAMA* 2019;322:409–420.
44. Benjamin IJ, Kreutz R, Olsen MH, Schutte AE, Lopez-Jaramillo P, Frieden TR, Sliwa K, Lackland DT, Brainin M. Fixed-dose combination antihypertensive medications. *Lancet* 2019;394:637–638.
45. Lung T, Jan S, de Silva HA, Guggilla R, Maulik PK, Naik N, Patel A, de Silva AP, Rajapakse S, Ranasinghe G, Prabhakaran D, Rodgers A, Salam A, Selak V, Stepien S, Thom S, Webster R, Lea-Laba T. Fixed-combination, low-dose, triple-pill antihypertensive medication versus usual care in patients with mild-to-moderate hypertension in Sri Lanka: a within-trial and modelled economic evaluation of the TRI-UMPH trial. *Lancet Glob Health* 2019;7:e1359–e1366.
46. Hermida RC, Crespo JJ, Domínguez-Sardiña M, Otero A, Moyá A, Ríos MT, Sineiro E, Castiñeira MC, Callejas PA, Pousa L, Salgado JL, Durán C, Sánchez JJ, Fernández JR, Mojón A, Ayala DE; Hygia Project Investigators. Bedtime hypertension treatment improves cardiovascular risk reduction: the Hygia Chronotherapy Trial. *Eur Heart J* 2019;doi: 10.1093/eurheartj/ehz754.
47. Mahfoud F, Böhm M, Schmieder R, Narkiewicz K, Ewen S, Ruilope L, Schlaich M, Williams B, Fahy M, Mancia G. Effects of renal denervation on kidney function and long-term outcomes: 3-year follow-up from the Global SYMPPLICITY Registry. *Eur Heart J* 2019;doi: 10.1093/eurheartj/ehz118.
48. Böhm M, Mahfoud F, Townsend RR, Kandzari DE, Pocock S, Ukena C, Weber MA, Hoshida S, Patel M, Tyson CC, Weil J, Agdirlioglu T, Fahy M, Kario K. Ambulatory heart rate reduction after catheter-based renal denervation in hypertensive patients not receiving anti-hypertensive medications: data from SPYRAL HTN-OFF MED, a randomized, sham-controlled, proof-of-concept trial. *Eur Heart J* 2019;40:743–751.
49. Fengler K, Rommel K-P, Blazek S, Besler C, Hartung P, von Roeder M, Petzold M, Winkler S, Höllriegel R, Desch S, Thiele H, Lurz P. A three-arm randomized trial of different renal denervation devices and techniques in patients with resistant hypertension (RADIO-SOUND-HTN). *Circulation* 2019;139:590–600.
50. Gerstein HC, Colhoun HM, Dagenais GR, Diaz R, Lakshmanan M, Pais P, Probstfield J, Riesenmeyer JS, Riddle MC, Rydén L, Xavier D, Atisso CM, Dyal L, Hall S, Rao-Melacini P, Wong G, Avezum A, Basile J, Chung N, Conget I, Cushman WC, Franek E, Hancu N, Hanefeld M, Holt S, Jansky P, Keltai M, Lanus F, Leiter LA, Lopez-Jaramillo P, Cardona Munoz EG, Pirags V, Pogosova N, Raubenheimer PJ, Shaw JE, Sheu WH-H, Temelkova-Kurktschiev T; REWIND Investigators. Dulaglutide and cardiovascular outcomes in type 2 diabetes (REWIND): a double-blind, randomised placebo-controlled trial. *Lancet* 2019;394:121–130.
51. Wiviott SD, Raz I, Bonaca MP, Mosenzon O, Kato ET, Cahn A, Silverman MG, Zelniker TA, Kuder JF, Murphy SA, Bhatt DL, Leiter LA, McGuire DK, Wilding JPH, Ruff CT, Gause-Nilsson IAM, Fredriksson M, Johansson PA, Langkilde A-M, Sabatine MS. Dapagliflozin and cardiovascular outcomes in type 2 diabetes. *N Engl J Med* 2019;380:347–357.
52. Zelniker TA, Wiviott SD, Raz I, Im K, Goodrich EL, Bonaca MP, Mosenzon O, Kato ET, Cahn A, Furtado RHM, Bhatt DL, Leiter LA, McGuire DK, Wilding JPH, Sabatine MS. SGLT2 inhibitors for primary and secondary prevention of cardiovascular and renal outcomes in type 2 diabetes: a systematic review and meta-analysis of cardiovascular outcome trials. *Lancet* 2019;393:31–39.
53. Perkovic V, Jardine MJ, Neal B, Bompoint S, Heerspink HJL, Charytan DM, Edwards R, Agarwal R, Bakris G, Bull S, Cannon CP, Capuano G, Chu P-L, de Zeeuw D, Greene T, Levin A, Pollock C, Wheeler DC, Yavin Y, Zhang H, Zinman B, Meininger G, Brenner BM, Mahaffey KW. Canagliflozin and renal outcomes in type 2 diabetes and nephropathy. *N Engl J Med* 2019;380:2295–2306.
54. McMurray JJV, Solomon SD, Inzucchi SE, Køber L, Kosiborod MN, Martinez FA, Ponikowski P, Sabatine MS, Anand IS, Belohlavík J, Böhm M, Chiang C-E, Chopra VK, de Boer RA, Desai AS, Diez M, Drozdz J, Dukát A, Ge J, Howlett JG, Katova T, Kitakaze M, Ljungman CEA, Merkely B, Nicolau JC, O'Meara E, Petrie MC, Vinh PN, Schou M, Tereshchenko S, Verma S, Held C, DeMets DL, Docherty KF, Jhund PS, Bengtsson O, Sjöstrand M, Langkilde A-M. Dapagliflozin in patients with heart failure and reduced ejection fraction. *N Engl J Med* 2019;381:1995–2008.
55. Tardif JC, Kouz S, Waters DD, Bertrand OF, Diaz R, Maggioni AP, Pinto FJ, Ibrahim R, Gamra H, Kiwan GS, Berry C, López-Sendón J, Ostadal P, Koenig W, Angoulvant D, Grégoire JC, Lavoie MA, Dube' MP, Rhoads D, Provencher M, Blondeau L, Orfanos A, L'Allier PL, Guertin MC, Roubille F. Efficacy and safety of low-dose colchicine after myocardial infarction. *N Engl J Med* 2019.
56. Seshasai SR, Wijesuriya S, Sivakumaran R, Nethercott S, Erqou S, Sattar N, Ray KK. Effect of aspirin on vascular and nonvascular outcomes: meta-analysis of randomized controlled trials. *Arch Intern Med* 2012;172:209–216.
57. Authors/Task Force Members: Piepoli MF, Hoes AW, Agewall S, Aibus C, Brotons C, Catapano AL, Cooney MT, Corrà U, Cosyns B, Deaton C, Graham I, Hall MS, Hobbs FDR, Løchen ML, Löllgen H, Marques-Vidal P, Perk J, Prescott E, Redon J, Richter DJ, Sattar N, Smulders Y, Tiberi M, Bart van der Worp H, van Dis I, Verschuren WMM. 2016 European Guidelines on cardiovascular disease prevention in clinical practice: the Sixth Joint Task Force of the European Society of Cardiology and Other Societies on Cardiovascular Disease Prevention in Clinical Practice (constituted by representatives of 10 societies and by invited experts) Developed with the special contribution of the European Association for Cardiovascular Prevention & Rehabilitation (EACPR). *Eur Heart J* 2016;37:2315–2381.